

# TOTAL RETURN

## BALANCED PORTFOLIO

FACTSHEET JUNE 2024

# PORTFOLIO OVERVIEW

Cube Capital's Total Return Balanced Portfolio is managed in partnership with an established family office. Cube Capital began offering this portfolio in 2019 which gives investors the opportunity to invest in parallel with the founding family, thereby sharing their objective to enhance the value of their wealth.

The Portfolio has a long-term investment horizon and takes balanced exposure to diversified holdings of blue chip equities and bonds. Fundamental security selection is central to the investment approach which is manifested in low portfolio turnover.

The portfolio is unlevered (we do not borrow in order to increase exposure to underlying securities) and does not employ complex derivative securities (options, futures, etc.). Investors' assets are held in their own name in managed accounts with Bank of New York Mellon.

## GROSS PERFORMANCE – CUMULATIVE

	June 24	YTD	1 year	3 years	5 years	Since Inception
The Balanced Portfolio <sup>(1)</sup>	0.1%%	2.7%	2.3%	2.7%	17.1%	151.4%
Benchmark <sup>(2)</sup>	1.26%	4.86%	9.8%	4.8%	18.98%	N/a

## GROSS PERFORMANCE – CALENDAR YEARS

	2023	2022	2021	2020	2019	2018	2017	2016	2015	2014	2013	2012
The balanced portfolio <sup>(1)</sup>	0.8%	-1.0%	8.1%	3.6%	11.6%	-1.4%	6.6%	16.8%	-0.3%	4.6%	15.4%	12.7%
Benchmark <sup>(2)</sup>	6.2%	-8.7%	8.9%	4.9%	12.9%	-4.7%	7.7%	10.4%	2.0%	5.2%	10.8%	8.1%

Notes: Cube Capital began offering this portfolio in 2019 (1) Portfolio performance relates to the Total Return Balanced Portfolio; performance data as provided by Schroder & Co. Limited (Schroders) and Julius Baer and not independently verified. Performance is gross of 1.25% Cube Capital admin fee but includes 0.9% management fee and custody. Portfolio inception 30 September 2009. (2) Source: STEPS Enhance Medium Risk Benchmark which is independently compiled by Enhance Group. Prior to 2013, we have referred to the FE Trustnet IA Mixed Investment 40-85% Shares. Returns to 30 June 2024.

Past performance is not necessarily a guide to future performance. The value of investments and the income of any financial instruments mentioned in the factsheet may fall as well as rise, and investors may get back less than the amount originally invested. Fluctuations in exchange rates may have a positive or an adverse effect on the value of foreign-currency denominated securities and financial instruments. Certain investments involve an above-average degree of risk and should be seen as long-term in nature. The investment products and services described in the factsheet may have tax consequences. Any tax reliefs referred to are those currently available and their value depends on the circumstances of the individual investor. You acknowledge that levels and bases of taxation may change, and that Cube Capital Limited does not provide tax advice. You should consult your own tax advisor in order to understand the tax consequences of the products and services described in the factsheet.

## MARKET VIEW

---

Political events dominated the past month. France, first, as President Macron called for a surprise election after the disappointing European election result. The French bond market took fright as yields widened between French and German bonds, leading to some weakness in the euro. Rishi Sunak called for an election in the UK despite the strong showing of the Labour Party in the polls. In America, Biden's poor performance during the head-to-head presidential debate strengthened Trump's position further as he seeks a return to power. Stock Markets generally remained resilient during the month; however, the uncertainty about what a Labour government might do to capital gains tax may have contributed to the weakness in UK equities. The ECB were the first major developed economy to cut interest rates, encouraging the view that the UK and US will follow suit in the coming months.

## INVESTMENT THESIS

---

To provide consistent returns derived from an active approach to investing in the liquid securities of companies with a global reach, robust balance sheets and progressive dividend policies.

The portfolio's exposure is focused on equities, with the balance in UK bonds and cash.

## INVESTMENT TEAM

### PAUL SEDGWICK FCSI

Paul spent 25 years within the trading and research divisions of some of the leading Global Investment banks and has a strong knowledge of risk management as well as all asset classes from equities, derivatives and credit. He has broad experience on both the customer and principle sides of the industry. With senior roles at S. G. Warburg, Schroder, Citibank and HSBC he has a comprehensive understanding of the workings of the financial markets and has been called upon to provide detailed analysis and commentary on market conditions by many internal divisions and external clients over the years.

Paul's investment banking career has made him famous for being a safe pair of hands. Paul has been well known for a number of landmark deals including the launch of BT's public share offering, which he priced, and he was responsible for the largest bought deal at the time by an investment bank when BAE sold five per cent of Orange in 1998.

Paul's most senior role within Citibank was to create and manage the special situations investment team. Paul presents his opinions on CNBC television and Bloomberg radio in feature interviews. He was a co-host for ShareRadio's financial breakfast show for several years. Paul is asked to cover a wide range of topics in the financial news and the family office industry. Paul has also been asked to speak at Bloomberg conferences, and investment dinners.



### JANET MONTAGU

Janet has 16 years of wealth management experience. She has previously worked for major asset management companies in Australia.

She was an Executive Director at UBS Global Asset Management, Sydney, where she was the Head of Equities Trading for Australia and New Zealand.

Since moving to the UK in 2009 she has taken time out to raise her family and in 2014 returned to the workforce.

She has a wealth of experience in portfolio construction, mandate compliance, equities trading, client relationship management and client reporting.

## KEY FACTS

Portfolio Inception	1st September 2009
Benchmark <sup>(2)</sup>	STEPS Enhance Medium Risk Benchmark
Base Currency	GBP
Exit Charge	None
Fees (including all dealing and custody fees)	2.15% Total Expense Ratio (Performance shown above is net of 0.9% of this charge)
Risk Rating	Medium

## TOP 5 EQUITY HOLDINGS

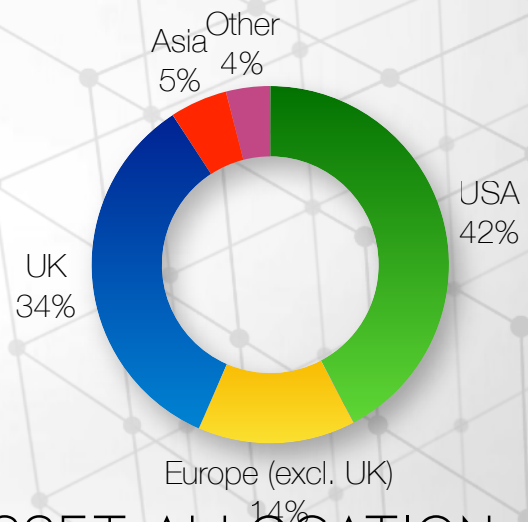
Microsoft	4.8%
Shell	4.7%
Alphabet	4.1%
Hermes	4.0%
SAP	3.8%

## SECTOR SPREAD

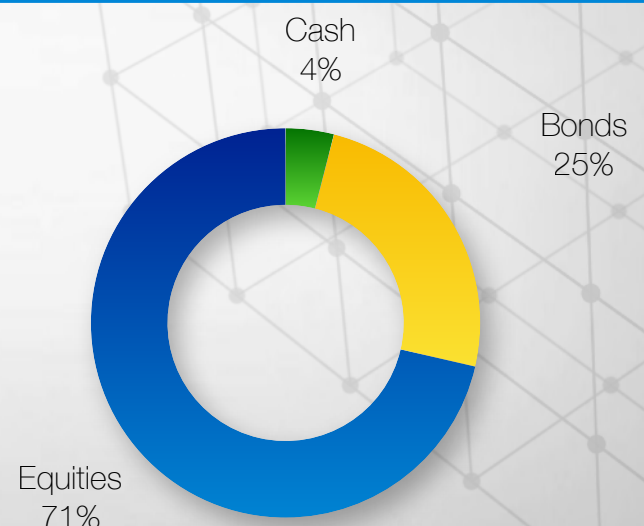
Consumer Staples	27.6%
Information Technology	23.2%
Health Care	13.1%
Industrials	8.9%
Consumer Discretionary	8.1%
Energy	6.6%
Utilities	5.4%
Materials	4.5%
Financials	2.7%

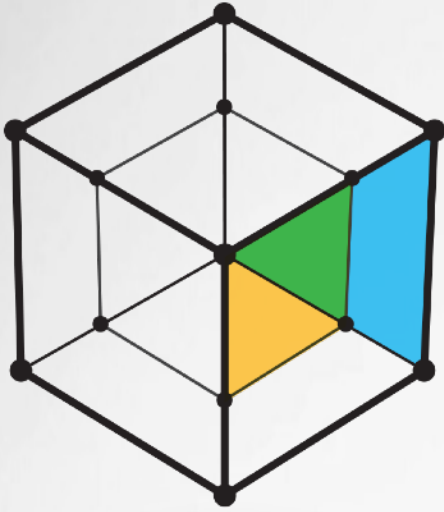
## GEOGRAPHICAL SPREAD

(INCLUDING EQUITIES, FIXED INCOME AND CASH)



## ASSET ALLOCATION





# CUBE

C A P I T A L

Robert Craig  
[robert@cubecapital.co.uk](mailto:robert@cubecapital.co.uk)  
020 3994 5101

Chris Jones  
[chris@cubecapital.co.uk](mailto:chris@cubecapital.co.uk)  
020 3994 5102

[www.cubecapital.co.uk](http://www.cubecapital.co.uk)